

EXPONA®

FLOW

DESIGN LED CONTINUOUS VINYL FLOORING ©


»» Premium Heterogeneous Vinyl for Commercial Interiors

When designing an interior space, the floor covering serves as the foundation upon which every other element is built. It not only defines the aesthetic of the room, but also influences the overall atmosphere, comfort and functionality.

EXPONA FLOW captivates and impresses with its boundless design spectrum, ensuring suitability for both private and commercial spaces. Thanks to its dynamic designs, the heterogeneous flooring not only offers visual variety, but versatile, durable and sophisticated solutions - seamlessly blending design concepts whilst ensuring long-lasting performance, which can easily withstand the demands of everyday life.

Explore infinite design floor possibilities with 'ready to roll' design floor solutions. The collection now includes 3 large plank designs, each with a matching parquet counterpart. These versatile designs work effortlessly as standalone floors or when laid together to create natural zones and walkways within interiors.

Continuous Heterogeneous Vinyl Composition Breakdown



① PUR Finish
EXPONA FLOW incorporates a polyurethane reinforcement (PUR) surface layer which protects and shields the product. Combined with the superior closed surface finish, this enhanced protection allows the use of a polish-free maintenance regime.

② Wear Layer
The 0.7mm commercial grade transparent wear layer is extremely dense, hard wearing and its key function is to protect the printed decorative layer. This layer also allows the surface embossing to create highly authentic wood grain, pitted stone or smooth effects.

③ Decoration Layer
The decoration layer is responsible for the floor's aesthetic appearance and makes heterogeneous flooring a versatile choice for varying interior design schemes. The innovative printing technique enables a wide range of design options and styles, from natural wood effect to contemporary stone or unique abstract designs.

④ Stabilization Layer
This integral layer improves the product's dimensional stability and minimizes the effect of surrounding physical properties, for example fluctuating temperature and humidity. The stabilisation layer ensures the floor covering remains flat and stable for the product's life cycle.

⑤ Load Bearing Layer
The high-density compact backing layer is a vital component to the heterogeneous structure as it provides the necessary strength, support and protection. Moreover, the floor covering remains stable, durable and capable of handling heavy loads and impact without compromising performance.

Creative Colour Selection

44 Designs
Parquet, wood, concrete, terrazzo and seamless effects

44 Weld Rods
colour matched

2 x 20m Sheet Flooring

0.7mm Wear Layer
Designed for commercial interiors

PUR Easy Clean
Lifetime polish free

Responsible Flooring

UK Manufactured

100% Recyclable
through Recofloor Vinyl Take-Back scheme

Recycled Content
contains up to 10% recycled content

Low VOC's
Indoor Air Comfort Gold





HERRINGBONE
p.8



CHEVRON
p.16



BASKET WEAVE
p.12



INFINITY
p.20

Introducing design floors, ready to roll in an effortless sheet format. Developed to spark the imagination, these unique designs work beautifully as stand-alone floors, and are equally impressive when laid with compatible designs to create natural zones and pathways. Creating unique and attractive design floors has never been easier.


FLOW

DESIGN FLOORS



HERRINGBONE

2 x 20m = 40m²



9678 Serene Oak Parquet *
w/r 9678



Pattern Size: 88 x 700mm



9679 Upland Oak Parquet *
w/r 9679






Pattern Size: 88 x 700mm



9677 Eden Oak Parquet *
w/r 9677



Pattern Size: 88 x 700mm



* Shade also available in Pattern Size: 200 x 1500mm






9679 Upland Oak Parquet





BASKET WEAVE

2 x 20m = 40m²




9681 Classic Basket Weave
w/r 9681

Pattern Size: 56 x 297mm & 120 x 120mm



9682 Antique Basket Weave
w/r 9682

Pattern Size: 56 x 297mm & 120 x 120mm






9682 Antique Basket Weave & 9840 Oatmeal



CHEVRON

2 x 20m = 40m²





9683 Grey Archer Oak
w/r 9683

Pattern Size: 100 x 333mm



9684 Tan Archer Oak
w/r 9684

Pattern Size: 100 x 333mm





CHILL

INFINITY

2 x 20m = 40m²



9864 Autumn Rain
w/r 9864



9869 Honey Beige
w/r 9869





ASH
p.30



COOL
p.32



WARM
p.28



WARM
p.24

Sympathetically portraying the natural beauty of timber, Expona Flow offers contemporary and creative wood plank designs to create a varied and authentic palette. Combining realistic wood grain, rich textures, and varying plank widths, the versatility of Expona Flow wood designs complement a wide range of interior styles and use areas from refined minimalism to more traditional or rustic aesthetics.

WOOD

FLOW



WARM WOOD

2 x 20m = 40m²



9673 Serene Oak *
w/r 9673



9674 Bracken Oak
w/r 9674




9671 Eden Oak *
w/r 9671



Pattern Size: 200 x 1500mm



Pattern Size: 200 x 1500mm



* Shade also available in Pattern Size: 88 x 700mm





9673 Serene Oak



WARM WOOD

2 x 20m = 40m²



9820 Blond Oak
w/r 9820

Pattern Size: 167 x 1500mm



9823 English Oak
w/r 9823

Pattern Size: 200 x 1500mm






9821 Honey Oak
w/r 9821

Pattern Size: 167 x 1500mm



9822 Toasted Oak
w/r 9822

Pattern Size: 167 x 1500mm



ASH

🔗 2 x 20m = 40m²



9833 Classic Limed Ash
w/r 9833

Pattern Size: 166 x 1500mm



9832 Warm Limed Ash
w/r 9832

Pattern Size: 166 x 1500mm



9831 Roasted Limed Ash
w/r 9831

Pattern Size: 166 x 1500mm



COOL WOOD

2 x 20m = 40m²



9675 Upland Oak *
w/r 9675

Pattern Size: 200 x 1500mm





9676 Borough Oak
w/r 9676

Pattern Size: 200 x 1500mm



9672 Ridge Oak
w/r 9672

Pattern Size: 200 x 1500mm



* Shade also available in Pattern Size: 88 x 700mm





9676 Borough Oak



COOL WOOD

2 x 20m = 40m²



9825 Sun Bleached Oak
w/r 9825

Pattern Size: 200 x 1500mm




9826 Silver Oak
w/r 9826

Pattern Size: 200 x 1500mm



9827 Smoked Oak
w/r 9827

Pattern Size: 200 x 1500mm





TERRAZZO
p.52



CEMENT
p.40



CONCRETE
p.44



COSMOS
p.56


For those interiors seeking a sleek, industrial aesthetic, the Expona Flow stone collection includes an extensive selection of concrete and cement designs. Soft grey tones highlight a sense of spaciousness, making them the ideal choice for large commercial locations. Laid individually or together in harmony, the raw look of concrete exudes a sense of urban sophistication, making it a popular choice in contemporary and industrial-style interiors.

STONE

FLOW



CEMENT

 2 x 20m = 40m²



9685 Dove Cement
w/r 9685




9686 Pewter Cement
w/r 9686



9687 Chalk Cement
w/r 9687



9688 Sepia Cement
w/r 9688





CONCRETE

2 x 20m = 40m²



9855 Warm Concrete
w/r 9855



9857 Dark Grey Concrete
w/r 9857





RECEPTION

CONCRETE

2 x 20m = 40m²



9856 Cool Concrete
w/r 9856



9858 Light Grey Concrete
w/r 9858



CONCRETE

2 x 20m = 40m²



9859 Dark Industrial Concrete
w/r 9859



9860 Light Industrial Concrete
w/r 9860



9861 Copper Ornamental
w/r 9861



TERRAZZO

2 x 20m = 40m²




9693 Oyster
w/r 9693






9692 Marlstone
w/r 9692



9691 Pebble
w/r 9691



9689 Starlight
w/r 9689





9693 Oyster



2 x 20m = 40m²



9845 Storm
w/r 9845




9842 Jet
w/r 9842



9841 Moleskin
w/r 9841




9840 Oatmeal
w/r 9840





9840 Oatmeal







»» View the collection
at a glance

The following pages provide a condensed overview of the extensive Expona Flow collection, featuring accurate product scans, details of the varying plank sizes between designs, as well as vinyl roll size and total m² coverage.

The entire collection has been defined into design groups for easy navigation, so depending on the desired interior aesthetic, a suitable design can be easily selected.

WOOD PLANK

 2 x 20m = 40m²

 2 x 20m = 40m²

Pattern Size: ▲ 200x1500mm ■ 167x1500mm ● 166x1500mm



9820 Blond Oak
w/r 9820



9821 Honey Oak
w/r 9821



9822 Toasted Oak
w/r 9822



9823 English Oak
w/r 9823



9672 Ridge Oak
w/r 9672



9674 Bracken Oak
w/r 9674



9676 Borough Oak
w/r 9676



9673 Serene Oak
w/r 9673



9833 Classic Limed Ash
w/r 9833



9831 Roasted Limed Ash
w/r 9831



9832 Warm Limed Ash
w/r 9832



9671 Eden Oak
w/r 9671



9825 Sun Bleached Oak
w/r 9825



9675 Upland Oak
w/r 9675





9826 Silver Oak
w/r 9826



9827 Smoked Oak
w/r 9827


HERRINGBONE

 2 x 20m = 40m²
Pattern Size: 88 x 700mm



9678 Serene Oak Parquet
w/r 9678

p.10



9677 Eden Oak Parquet
w/r 9677

p.9





9679 Upland Oak Parquet
w/r 9679

p.11



MATCHING PLANK

 2 x 20m = 40m²
Pattern Size: 200 x 1500mm



9673 Serene Oak
w/r 9673

p.27



9671 Eden Oak
w/r 9671


p.25



9675 Upland Oak
w/r 9675

p.33

BASKET WEAVE

 2 x 20m = 40m²
Pattern Size: 56 x 297mm & 120 x 120mm



9681 Classic Basket Weave
w/r 9681

p.13




9682 Antique Basket Weave
w/r 9682

p.14



CHEVRON

 2 x 20m = 40m²
Pattern Size: 100 x 333mm



9683 Grey Archer Oak
w/r 9683

p.18




9684 Tan Archer Oak
w/r 9684

p.17



CONCRETE

 2 x 20m = 40m²



9858 Light Grey Concrete p.49
w/r 9858



9855 Warm Concrete p.45
w/r 9855




9856 Cool Concrete p.49
w/r 9856



9857 Dark Grey Concrete p.54
w/r 9857

CEMENT

 2 x 20m = 40m²



9687 Chalk Cement p.42
w/r 9687



9685 Dove Cement p.42
w/r 9685




9688 Sepia Cement p.41
w/r 9688



9686 Pewter Cement p.41
w/r 9686

TERRAZZO

 2 x 20m = 40m²



9860 Light Industrial Concrete p.51
w/r 9860



9859 Dark Industrial Concrete p.50
w/r 9859



9861 Copper Ornamental p.50
w/r 9861

VISUALISE
IN YOUR
INSTALLATION




9693 Oyster p.55
w/r 9693



9692 Marlstone p.53
w/r 9692



9691 Pebble p.54
w/r 9691



9689 Starlight p.53
w/r 9689

COSMOS

2 x 20m = 40m²



9845 Storm
w/r 9845

p.58



9842 Jet
w/r 9842

p.58



9840 Oatmeal
w/r 9840

p.59



9841 Moleskin
w/r 9841

p.57

INFINITY

2 x 20m = 40m²



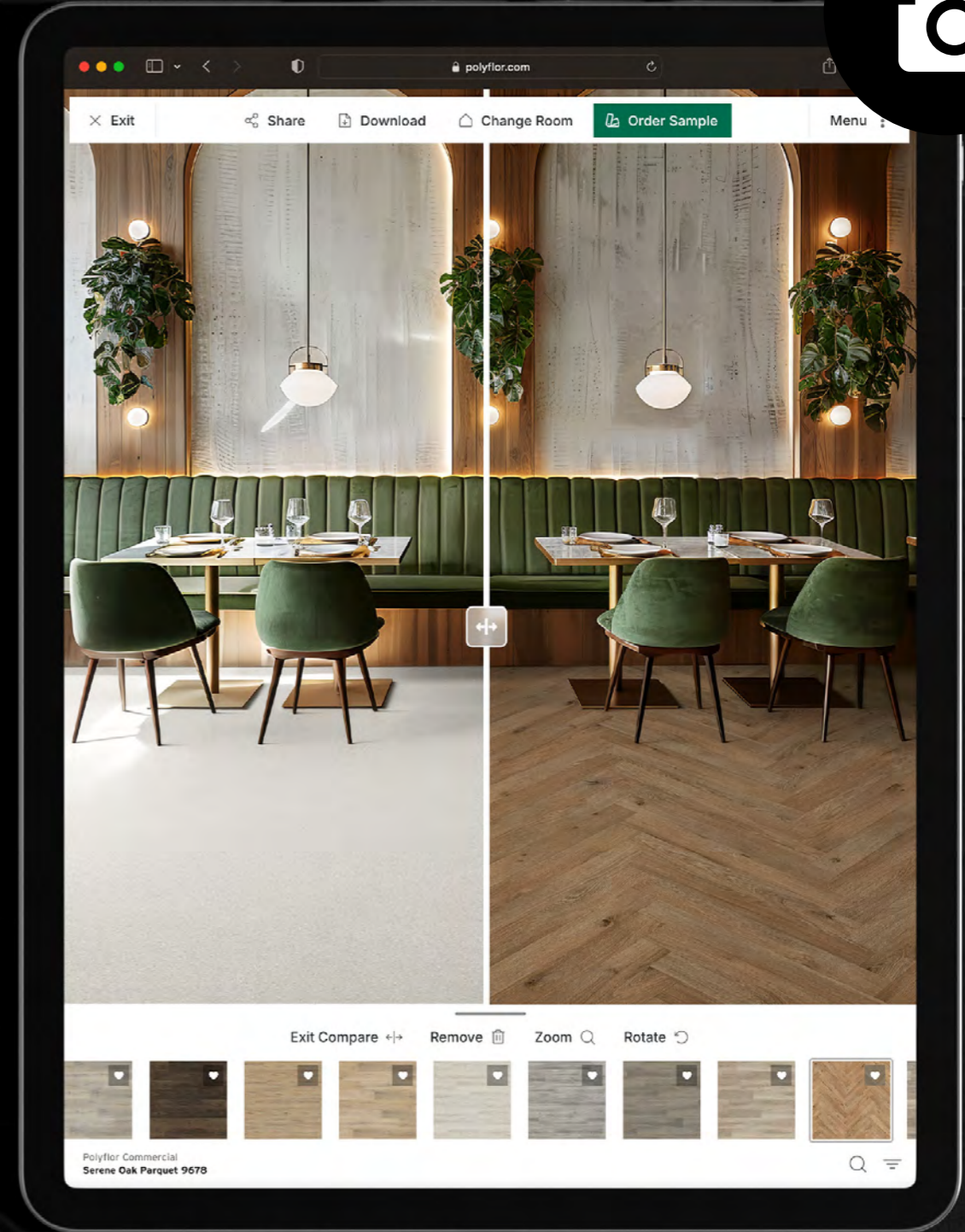

9864 Autumn Rain
w/r 9864

p.21



9869 Honey Beige
w/r 9869

p.20



Explore and compare design options with our online visualiser

PICTURE INSTANTLY



TECHNICAL SPECIFICATION

Product Format	Standard	Result
Gauge	ISO 24346 (EN 428)	2.0mm
Wear Layer	ISO 24340 (EN 429)	0.70mm
Total Weight	ISO 23997 (EN 430)	2660g/m ²
Finish		PUR

Sheet Size	Size & Coverage per Roll	Shades
Sheet	2m x 20m = 40m ²	44

Performance Requirements	Standard	Result
General Performance	ISO 10582 (EN 649) ASTM F1303	Conforms Type I, Grade I, Class B Backing
Use Area	ISO 10874 (EN 685)	23, 34, 43
Slip Resistance	EN 13893 DIN 51130 / DIN EN 16165 Ann. B AS 4586 Appendix D ASTM D2047	Class D5 R10 R10 SCOF ≥0.5
Binder Content	ISO 10582	Type I
Abrasion Resistance	EN 649	Group T
Reaction to Fire	EN 13501-1 ASTM E648 AS ISO 9239.1 CAN/ULC S-102.2	Class Bfl-S1 Class 1 >8.0kW/m ² FSV < 300; SDV < 500
Static Electrical Propensity	EN 1815	≤2.0kV Classified as 'antistatic'
Residual Indentation	ASTM F1914 ASTM F970 (Modified) ISO 24343-1	≤0.005" ≤0.005" (750psi) ≤0.10mm
Castor Chair (continuous use)	ISO 4918 (EN 425)	Suitable
Dimensional Stability	ISO 23999 (EN 434)	≤0.40%
Flexibility	ISO 24344 (EN 435) ASTM F137	(Method A) Pass 20mm ø 0.25" Pass
Underfloor Heating		Suitable, max 27°C
Light Fastness	ISO 105-B02 (Method 3)	≥6
Resistance to Light	ASTM F1515	ΔE ≤ 8.0 - Meets
Resistance to Heat	ASTM F1514	ΔE ≤ 8.0 - Meets

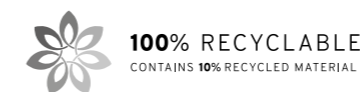
Sustainability	Standard	Result
GreenTag	LCA Rate Gold Plus	GreenRate level A
Specific EN 15804 EPD		Available
Recyclable		100%
Recycled Content		10%
REACH		Compliant
Indoor Air Comfort Gold		Eurofins certified product
FloorScore		Certified
Finnish M1		Certified
AgBB/ABG		Pass
Responsible Sourcing	BES 6001	Excellent

Acoustic Performance	Standard	Result
Impact Sound Reduction	ISO 10140-3	8dB

Maintenance Performance	Standard	Result
Resistance to Chemicals	ISO 26987 (EN 423) ASTM F925	Good resistance Good resistance

All Polyflor commercial sheet vinyl ranges provide a continuous, impervious and hygienic flooring solution which can be confidently cleaned in accordance with recommended maintenance procedures and approved maintenance products. The implementation of an effective cleaning regime is the most important defence against infection.

Hygiene	Standard	Result
Bacterial Resistance	ISO 846 Part C	Does not favour growth



SUSTAINABILITY

As a leading global manufacturer of high-quality, high-performance sustainable floor coverings, Polyflor has demonstrated a significant level of commitment to minimising environmental impact. This meets the company's values, but also complies with ongoing objectives for ISO 14001 Environmental Management System and BES 6001 Responsible Sourcing accreditation.

Expona Flow is 100% recyclable, whilst also containing up to 10% recycled material. It contains 52% natural material, is phthalate free and REACH compliant. Expona Flow is extremely durable with its 0.7mm protective wear layer and PUR finish, and promotes a 10 year commercial guarantee. Easily cleaned with fewer chemicals, less water, and less energy, it is also non-shedding and does not harbour dust – important for clean air quality.

Furthermore, Expona Flow achieves Indoor Air Comfort Gold and FloorScore certification for exceptionally low VOC emissions, providing indoor air quality and comfort. In support of sustainable construction, particularly with regards to LEED, WELL, SKA and Green Star projects, Polyflor has a Product Specific EPD (Environmental Product Declaration) and BRE LCA to assist.

For more information on our sustainability credentials, go to www.polyflor.com



SUPPORT

ORDER SAMPLES

Polyflor provides a complementary product sample service so you can sample your choice of flooring before you make your final selection, and ensure you find the exact floorcovering you are looking for. To order your free sample of any Expona Flow colour, visit the Polyflor website, call the dedicated Polyflor Samples Hotline on **+44 (0) 161 767 2551** or speak with your local Polyflor provider.

CONTACT US

For general information on your specific project, either speak with your local Polyflor provider or contact us directly. If you require additional detailed technical data, either visit polyflor.com and follow the links to the technical pages, contact Polyflor Customer Technical Services on **+44 (0) 161 767 1912** or email tech@polyflor.com.

MAINTENANCE

The incorporation of a polyurethane reinforcement (PUR) into the Expona Flow collection helps to protect the floor covering by resisting soiling and scuffing. Combined with the superior closed surface finish, this enhanced protection allows the use of a polish-free maintenance regime for the lifetime of the flooring. This leads to an overall maintenance cost saving of 48% over a 20+ year life when compared to untreated heterogeneous flooring, and fewer cleaning chemicals and reduced power requirements mean reduced environmental impact.

PRODUCT INDEX

Product Reference	Page Number
Antique Basket Weave	p.14
Autumn Rain	p.21
Blond Oak	p.29
Borough Oak	p.35
Bracken Oak	p.26
Chalk Cement	p.42
Classic Basket Weave	p.13
Classic Limed Ash	p.30
Cool Concrete	p.49
Copper Ornamental	p.50
Dark Grey Concrete	p.54
Dark Industrial Concrete	p.50
Dove Cement	p.42
Eden Oak	p.25
Eden Oak Parquet	p.9
English Oak	p.28
Grey Archer Oak	p.18
Honey Beige	p.20
Honey Oak	p.28
Jet	p.58
Light Grey Concrete	p.49
Light Industrial Concrete	p.51
Marlstone	p.53
Moleskin	p.57
Oatmeal	p.59
Oyster	p.55
Pebble	p.54
Pewter Cement	p.41
Ridge Oak	p.34
Roasted Limed Ash	p.30
Sepia Cement	p.41
Serene Oak	p.27
Serene Oak Parquet	p.10
Silver Oak	p.37
Smoked Oak	p.37
Starlight	p.53
Storm	p.58
Sun Bleached Oak	p.36
Tan Archer Oak	p.17
Toasted Oak	p.28
Upland Oak	p.33
Upland Oak Parquet	p.11
Warm Concrete	p.45
Warm Limed Ash	p.31



James Halstead
FLOORING

POLYFLOR™ INTERNATIONAL

Australia
Polyflor Australia
Tel: 1800 777 425
Tel: +61 3 9215 4400
E-mail: sales@polyflor.com.au
www.polyflor.com.au

Canada
Polyflor Canada Inc.
Tel: +1 905 364 3000
E-mail: sales@polyflor.ca
www.polyflor.ca

China
Polyflor North Asia Ltd
Tel: +(852) 2865 0101
E-mail: info@polyflor.com.hk
www.polyflor.com.hk

Colombia
Polyflor Ltd (LATAM Office)
Tel: +57 3142859005
E-mail: info@polyflor.com
www.polyflor.com

France
James Halstead France SAS
Tel: +33 (0)8 20 20 32 11
Email: info@jhf.france.fr
www.objectflor.de

Germany
objectflor Art und Design Belags GmbH
Tel: +49 (0) 2236 966 330
E-mail: info@objectflor.de
www.objectflor.de

India
Polyflor India Pvt Ltd.
Tel: +91 22 4023 2485
Tel: +91 22 4023 2486
E-mail: info@polyflor.co.in
www.polyflor.com

Ireland
Polyflor Ireland
Tel: +353 (1) 864 9304
E-mail: salesireland@polyflor.com
www.polyflor.com

Malaysia
Polyflor Martex
Tel: 1300 80 7788
E-mail: sales@polyflor.com.my
www.polyflor.com.my

Middle East
Polyflor Ltd
Tel: +971 50 406 8114
E-mail: info@polyflor.com
www.polyflor.com

New Zealand
Polyflor New Zealand Ltd.
Tel: 0800 765 935
Tel: +64 9 269 1111
E-mail: sales@polyflor.co.nz
www.polyflor.co.nz

Norway
Polyflor Nordic
Tel: +47 23 00 84 00
E-mail: firmapost@polyflor.no
www.polyflor.no

Spain
Polyflor Ltd
Tel: +34 619 949 054
E-mail: info@polyflor.com
www.polyflor.com

Sweden
Polyflor Nordic Sweden AB
Tel: +46 (0) 300 15820
E-mail: info@polyflor.se
www.polyflor.se

POLYFLOR™ UK

Polyflor Ltd, PO Box 3, Radcliffe New Road,
Whitefield, Manchester, M45 7NR

Tel: +44 (0) 161 767 1111
E-mail: info@polyflor.com

www.polyflor.com





www.polyflor.com